

# Mi-CCSI Self-Management/Care Manager Training

November 12-13, 2018

Southfield

Directions & Parking

## TRAINING LOCATION:

**Providence Hospital Medical Office Building**

**22250 Providence Drive**

**Southfield, MI 48075**

**Room Locations: See below**

**(See map on page 4)**

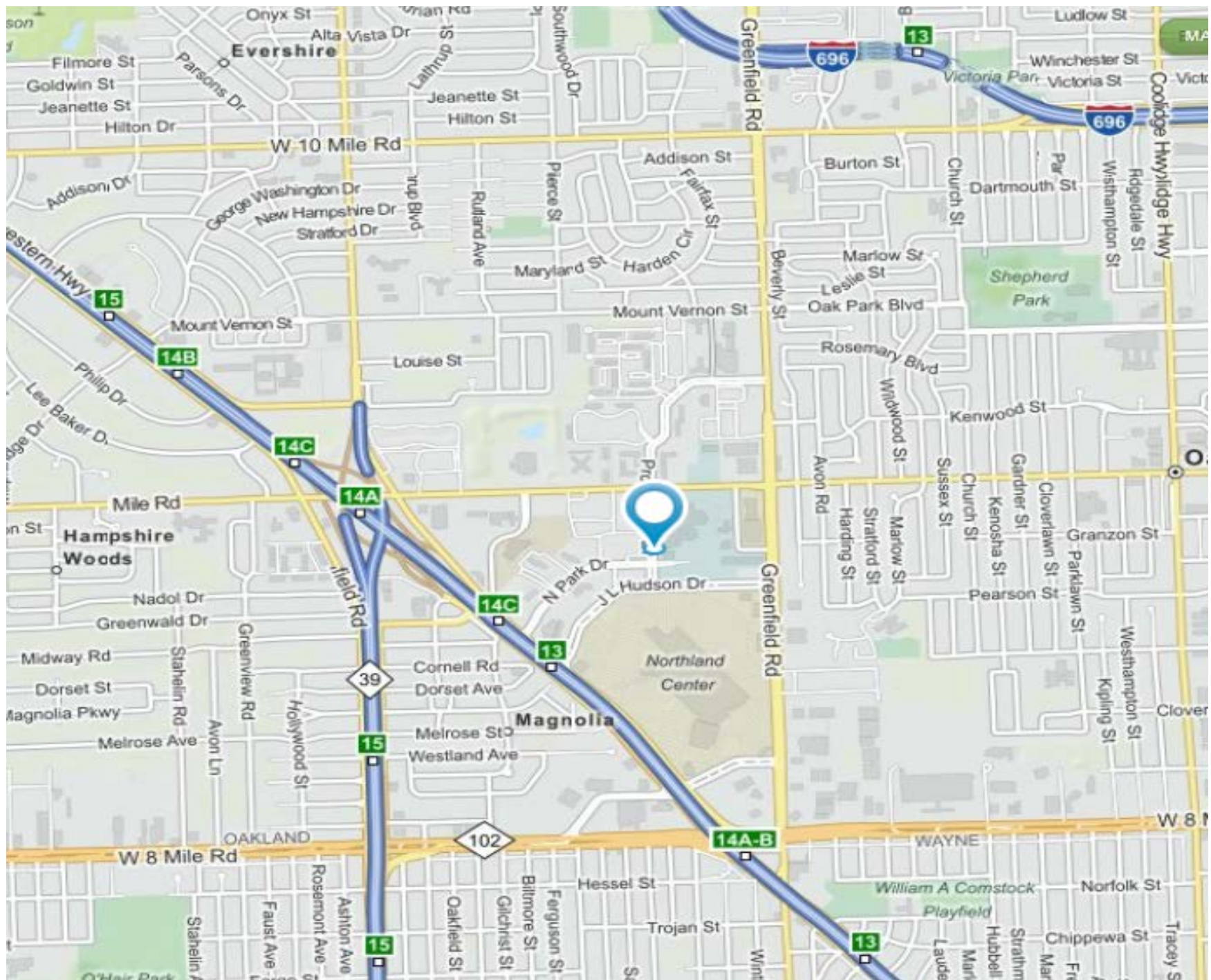
## TRAINING TIMES:

**Monday, November 12<sup>th</sup> 9:00 am-5:00 pm | Meeting room: 8C**

**Tuesday, November 13<sup>th</sup> 8:00 am-4:30 pm | Meeting room: 8G**

## PARKING:

**South Lot (See map on page 3)**



## SOUTHFIELD CAMPUS MAP

### Free Visitor Parking

- Main Visitor Lot
- South Lot
- Theatre Lot

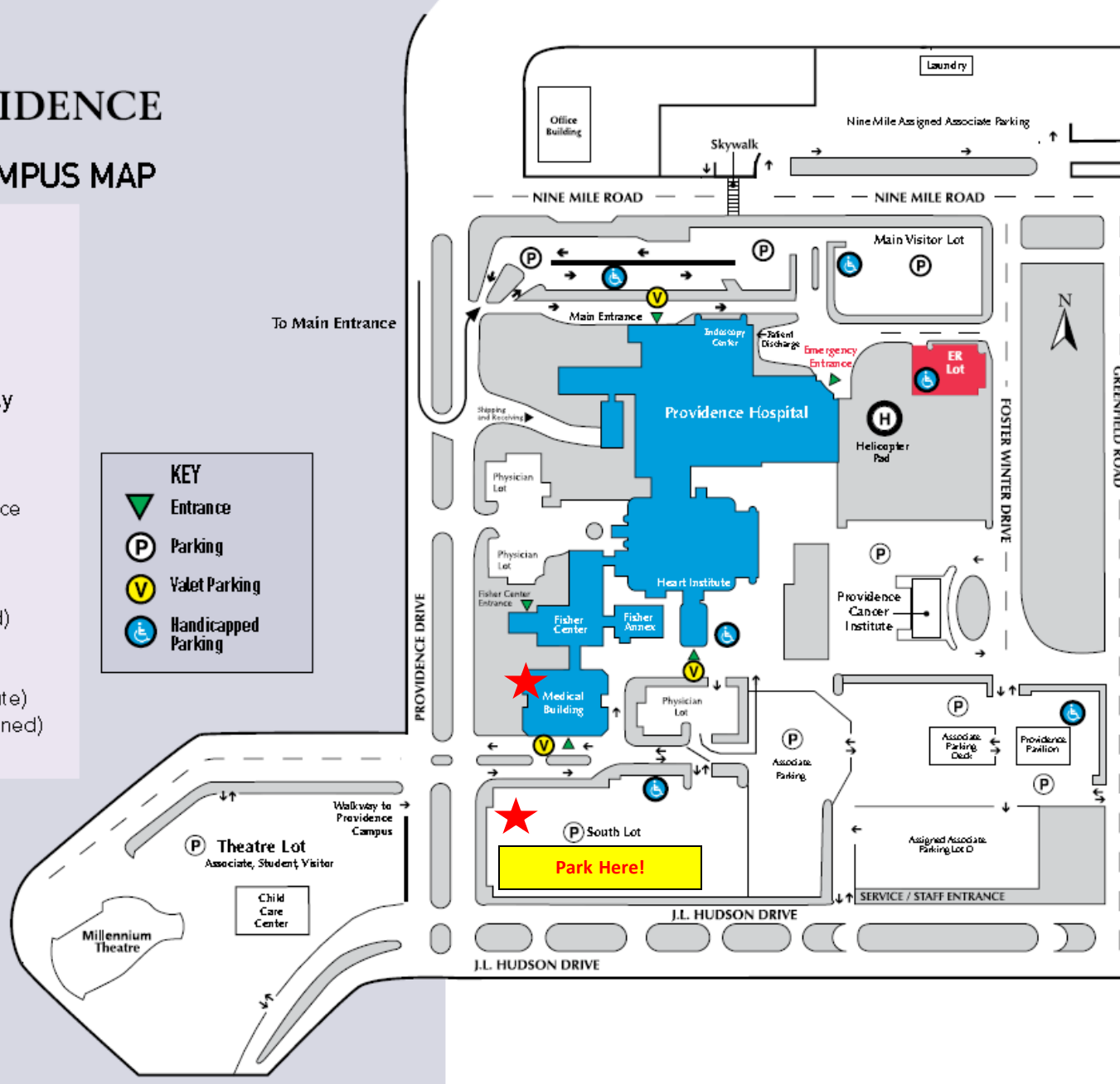
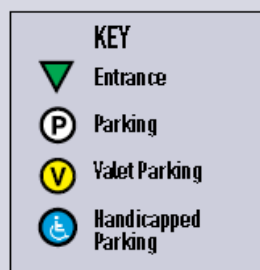
### Emergency Parking – Emergency Patients Only

### Valet Parking

- Main Entrance
- Medical Building Entrance
- Heart Institute

### Associate Parking

- Nine Mile Lot (Assigned)
- Lot D (Assigned)
- Physicians' Lots  
(Fisher and Heart Institute)
- Medical Building (Assigned)
- Theatre Lot



If you're going to:	Parking	Entrance:	Elevator:	Floor:
Admitting	Main	Main	A Lobby	1
Alternative Birth Care	Main	Main	A	3
Audiology	South	Heart Institute	B	G
Breast Health & Education	South	Med. Bldg	D Lobby	Lobby
Behavioral Services	South	Med. Bldg	C	5
Cafeteria	Main	Main	A	G
Case Management	South	Med. Bldg	C	2
Cashier	Main	Main	A Lobby	1
Chapel	Main	Main	A	1
Conference Rooms Café A, B, C, D	Main	Main	A	G
Conference Rooms 8A -8H	South	Med. Bldg	D	8
Conference Room 7 Fisher	South	Med. Bldg	C	7
Craniofacial Institute	South	Med. Bldg	C	3
Credentiaing	South	Med. Bldg	C	7
Credit Union	South	Med. Bldg	D Lobby	1
Diagnostic Imaging	Main	Main	Between A & B	1
(* X-Ray • Nuclear Medicine • Ultra Sound • CT Scan - by appointment only)				
Doctors' Suites	South	Med. Bldg	D	2-7
Endoscopy	Main	Main	Lobby	1
Eye Laser	South	Med. Bldg	D	G
Emergency Room	Emergency	Emergency	Lobby	1
Fisher Center & Auditorium	South	Med. Bldg	C	1
Gift Shop	Main	Main	Lobby	1
Heart Institute Registration	South	Heart Institute	Lobby	1
Home Infusion	South	Med. Bldg	Between B & C	G
Infection Control	South	Med. Bldg	C	2
Information	Main	Main	Lobby	1
MRI	Main	Main	Between A & E	1
JCAHO & Performance Improvement	South	Med. Bldg	C	7
Main Entrance Lobby	Main	Main	A	1
Laboratory-Main	South	Heart Institute	Lobby	1
Laboratory- Outpatient	South	Med. Bldg	D	1
Labor & Delivery	Main	Main	A	3
Mammography	South	Med. Bldg	D Lobby	1
Medical Affairs	South	Med. Bldg	C	7
Medical Building Information	South	Med. Bldg	Lobby	1
Medical Education	South	Med. Bldg	C	4
Medical Records	South	Heart Institute	B	G
Medical Staff Offices	Main	Main	A	1
Mr. Pita Restaurant	South	Med. Bldg	Between C & D	1
NICU	Main	Main	A	2
Organizational Effectiveness	South	Med. Bldg	Behind C	2
Outpatient Imaging Center	South	Med. Bldg	D	G
* X-ray • bone density • Ultrasound (abdomen and pelvis) - Walk-ins accepted				
Patient Rooms 27-1 to 27-10	South	Heart Institute	B	2
Patient Rooms 28-1 to 28-12	South	Heart Institute	B	2
Patient Rooms 29-1 to 29-15	South	Heart Institute	B	2
Patient Rooms 221 to 236	Main	Main	A	2
Patient Rooms 238 to 267	South	Heart Institute	B	2
Patient Rooms 301 to 352	Main	Main	A	3
Patient Rooms 3101 to 3127	Main	Main	E	3
Patient Rooms 401 to 460	Main	Main	A	4
Patient Rooms 500 to 540	Main	Main	A	5
Patient Rooms 600 to 639	Main	Main	A	6
Patient Rooms 701 to 729	Main	Main	A	7
Performance Imp. Coordinators	South	Med. Bldg	C	7
Pharmacy	South	Med. Bldg	D Lobby	1
Physician Services	South	Med. Bldg	C	1
Pulmonary Liaison	South	Heart Institute	B	G
Providence Heart Institute	South	Heart Institute	Lobby	1
Rapid Admission Unit	Main	Main	Between A & B	1
Respiratory Therapy	South	Heart Institute	B	2
Social Work	South	Med. Bldg	C	2
Starbucks Coffee Shop	Main	Main	A Lobby	1
Stoma Clinic	South	Heart Institute	B	G
Surgery Lounges	Main	Main	A	2
Volunteers	South	Med. Bldg	C	G
Worklife Services	South	Med. Bldg	Behind C	LL

## SOUTHFIELD CAMPUS MAP

